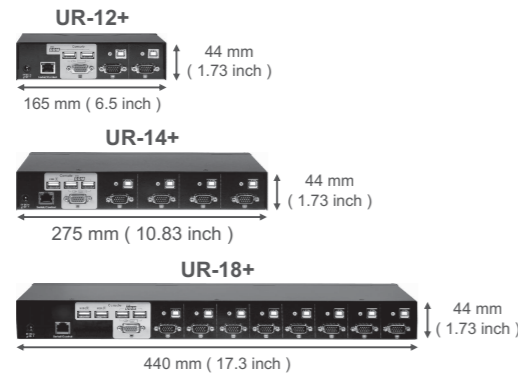


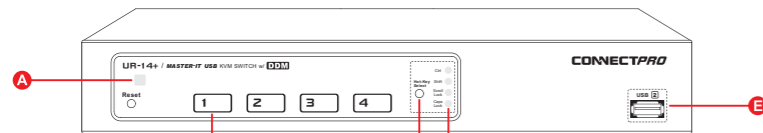
## Installation Guide

### Product View

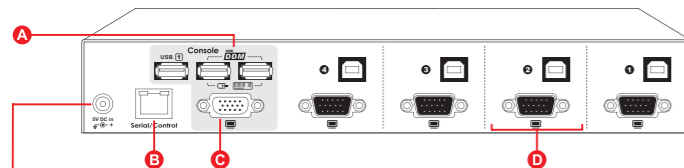


### Front & Rear View

**Special note:** LED light will be quickly flashing while the KVM is mapping out the device.



- A** IR Remote Control Sensor
- B** Push-button selection
- C** Hot-key selection
- D** Hot-key indicator (both LEDs not lit = hot-key has been disabled)
- E** USB device sharing port (high speed USB 2.0)

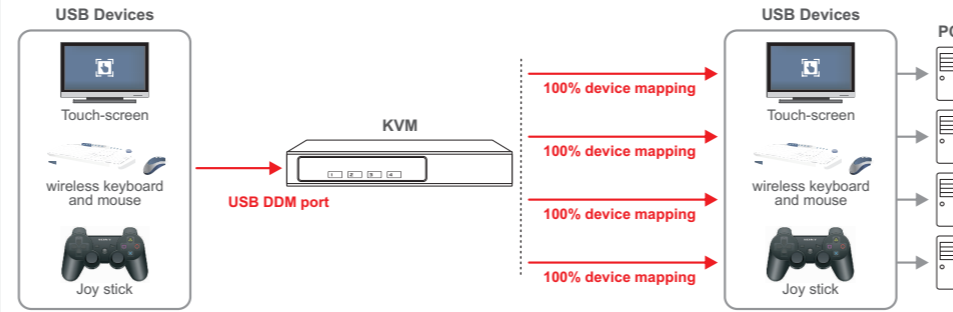


**Power input**  
DC 5V 2000 mA

Master-IT USB switches are designed for effectively saving energy.

- A** USB complies 2.0 HID devices DDM console connections for mouse and keyboard
- B** Serial port for extra control and firmware upgrade
- C** VGA connection for LCD or CRT monitor
- D** KVM ports for connecting systems

### What is USB DDM



### Connect cables



Connect Power Adaptor

Connect console  
1. Monitor  
2. Mouse  
3. Keyboard

Connect KVM cable from computer system to KVM ports

**Special note:**

If your device cannot work in rear console DDM ports properly, please connect it to the hub ports on the front panel. The rear console ports can be connected with USB HID devices only.

### Port Selection



Press button to select port for control



Type hot-key to select port for control



Use IR remote controller for selecting port (optional)

- Via RJ-45 serial port - control commands issued from communication application such as Hyper Terminal.
- Via Mouse-click switching - An optional function only released to OEM/ODM or special projects.


### Hot-Key Command

#### 1. Hot-key selection

- Via front panel Hot-key select button
- Via Hot-key control

Default Hot-key = **Ctrl**

Hot-key + Hot-key + **K** + New Hot-key



#### 2. Hot-key and functions

Hot-key + Hot-key + **1** (~ **8**) → Switch to Port #1 (~ Port #8)

Hot-key + Hot-key + **Z** → Turn switching confirmation buzzer sound on/off

- Default = buzzer sound off

Hot-key + Hot-key + **S** **N** → Turn on Auto Channel Scan

- **S** = last setting interval, default = 8 seconds
- **N** ( **1** ~ **5** ) = 5, 8, 15, 20, 30 seconds
- Turn off Auto Channel Scan by pressing any key

#### 3. Assign USB port command

Hot-key + Hot-key + **H** + ( **1** or **2** ) + **P** + ( **1** ~ **8** ) → Assign USB #1 or USB #2 for a certain port use only

Hot-key + Hot-key + **H** + **0** + **P** + **0** → Default USB port setting ( Sync with KVM port selection )

### Features & Benefits

- 100% compatible with USB HID devices ( for USB DDM ports )
- Compatible with Windows ( Windows 98, 2000, XP, Vista, Windows 7, Windows 8 ), Linux and Mac OS
- Front panel push-button for easy computer selection
- User selectable multi-hotkey ( Ctrl, Shift, Scroll Lock, Caps Lock, Hotkey disable )
- Backlit push-button with multi-color LED for easy monitoring and selection
- Built-in IR remote receiver and selectable Hot-key control
- Buzzer sound for computer switching confirmation
- Plug-and-Play system configuration
- Additional USB ports for device sharing, or assign to a certain port
- No drivers needed for keyboard and mouse operation
- RS-232 control and firmware upgradable
- 400 MHz bandwidth for higher resolution display
- Max video resolution supported 1920 x 1200 @ 60 Hz
- Built-in All-time Full DDC ( Active - DDC to all connected systems )
- 3-year Warranty

## Specification

	UR-12+	UR-14+	UR-18+	
<b>Functional</b>				
Computer port number	2	4	8	
Panel button control	2	4	8	
Button LED color indication	PC On-Line - Green , Selected - Red , Both - Orange			
IR remote control	Yes ( Built-in receiver, controller optional )			
Hot plug-and-play	Yes			
Hot key control	Yes			
Auto scan	Yes ( Hot key )			
Selectable scan interval	5, 8, 15, 20, 30 sec ( Hot key )			
Beep sound	On / Off ( Hot key selectable )			
Cable length	5M ( 15ft ) at Console ; 5M ( 15ft ) at PC			
Resolution	Max 1920 x 1200 , 400 MHz , DDC1 / DDC2B			
System connectors	Keyboard & Mouse	USB B x 2	USB B x 4	USB B x 8
	Monitor	HDB-15 Male x 2	HDB-15 Male x 4	HDB-15 Male x 8
Console connectors	Keyboard & Mouse	USB A x 2 ( DDM Technology )	USB A x 2 ( DDM Technology )	USB A x 2 ( DDM Technology )
	Monitor	HDB-15 Female x 1	HDB-15 Female x 1	HDB-15 Female x 1
Total USB device sharing port	USB A ( USB 2.0 ) x 4		USB A ( USB 1.1 ) x 4	
<b>Mechanical</b>				
Height	44 mm ( 1.73 inch )	44 mm ( 1.73 inch )	44 mm ( 1.73 inch )	
Width	165 mm ( 6.5 inch )	275 mm ( 10.83 inch )	440 mm ( 17.3 inch )	
Depth	76 mm ( 2.99 inch )	131 mm ( 5.16 inch )	178 mm ( 7.01 inch )	
Weight	560 g ( 1.23 lb )	1150 g ( 2.54 lb )	2250 g ( 4.96 lb )	
<b>Power</b>				
Operating voltage	DC 5V ( 2000 mA )			
Power frequency	50-60 Hz			
Power consumption	5.5 W	6.5 W	8 W	
<b>Certification</b>				
FCC, CE				

## Ordering Information

Model	Description
UR-12+	2-port USB VGA KVM Switch with DDM
UR-14+	4-port USB VGA KVM Switch with DDM
UR-18+	8-port USB VGA KVM Switch with DDM
<b>Optional part / accessory</b>	
<b>Cables</b>	
SPU-06	6-ft USB KVM cable
SPU-10	10-ft USB KVM cable
SPU-15	15-ft USB KVM cable, special length of KVM cables are available ( 25-ft, 50-ft, 75-ft and 100-ft )
CRJ45-DB9F-5	5-ft serial/control and firmware upgrade cable (RJ-45 to DB9 female)
CRJ45-YRJ-12	Cascade RJ45-Y cable
<b>Power Adaptor</b>	
PAUS-DC5V2A	Power supply DC 5V ( 2000 mA ) - AC 110/220V for USA
	* Any other interface is available upon request
<b>IR Remote Controller</b>	
RC-01	IR remote controller for 2 / 4-port KVM Switch
RC-04	IR remote controller for 8 / 12 / 16-port KVM Switch
<b>Rack Mounting Kit</b>	
RMK-1901	19" rack mounting bracket set for 4-port KVM Switch
RMK-1902	19" rack mounting bracket set for 8 / 12 / 16-port KVM Switch
RBK-19	19" rack mounting cable support bar

## Limited Warranty For ConnectPRO KVM Switches

ConnectPRO offers a 3-year limited warranty for all of its KVM Switches and KVM Switch modules. ConnectPRO stands behind its products assured that you're purchasing a proven technology with quality and reliability.



ConnectPRO - USA, Taiwan  
www.connectpro.com

### Corporate Office

20525 Paseo Del Prado Walnut, CA 91789, USA  
Tel +1-909-444-9288 Fax +1-909-444-9289

### Design Center and Operational Hubs

13F., No.120, Sec. 1, Sanmin Rd., Banciao Dist.,  
New Taipei City 220, Taiwan, R.O.C.  
Tel +886-2-8964-2700 Fax +886-2-8964-2977